


Joining a Video meeting from an iPad



STEP 1: Find the **Teams** app and tap to open.

STEP 2: Sign-in with your child's D7 email address and email password. To do this use the login information you were given with the iPad

Insert your child's info to create email and password

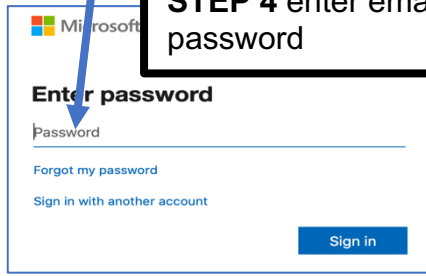


username@spart7.org
Sd7password

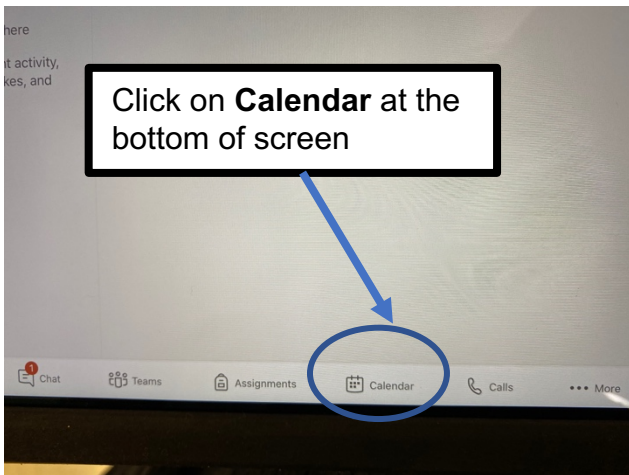
Bobcat123
C1A2T

STEP 3 Click purple box "Sign In"

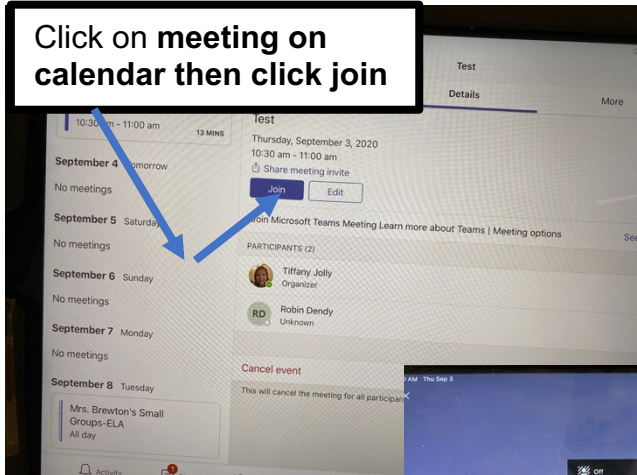
STEP 4 enter email password



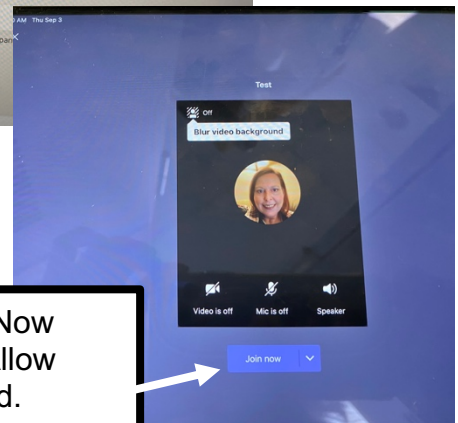
Your child's teacher will send the link to join online meetings or you can find it by going to TEAMS app



Click on **Calendar** at the bottom of screen



Click on **meeting on calendar** then click **join**



Click on **Blue Join Now** button. Enable or Allow microphone if asked.